

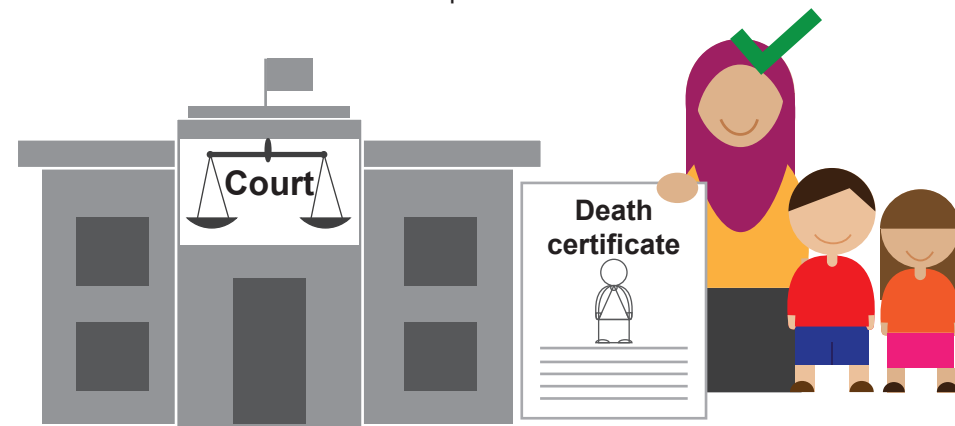
6. What other benefits will returnees be eligible for after registering with MOMD?

In addition to being eligible for the return grant, returnees who register their return with MOMD will also be entitled to receive other forms of services and assistance provided by MOMD, such as food baskets, non-food items and other grants, based on available financial allocations from the Ministry.

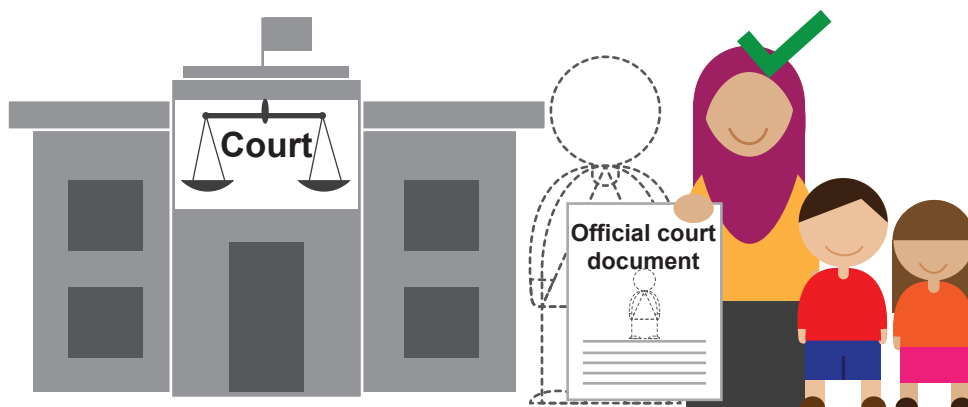


7. What if the head of household is not available to submit the file?

7.1) If the head of household is deceased, the file can be submitted under the wife's name after a death certificate is provided.

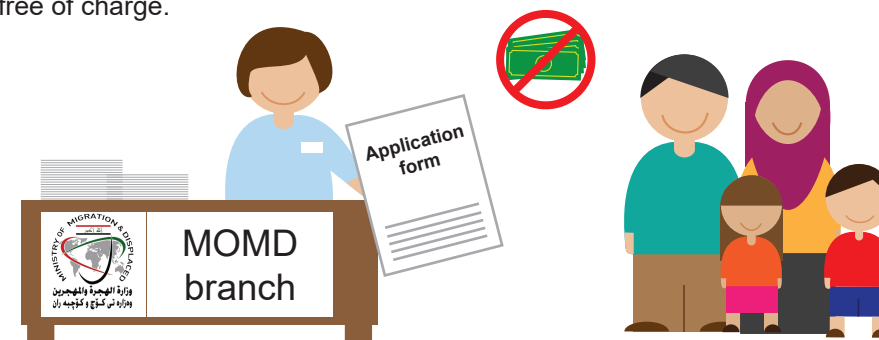


7.2) If the head of household is missing, the file can be submitted under the wife's name after an official court document and investigation report are provided.




8. How much will the registration process cost?

The entire process of closing a displacement file and registering as a returnee is free of charge.



9. Is every member of a household required to return to qualify for the return grant?


The head of household is required to apply for the closure of displacement file at the relevant MOMD branch office to qualify for the return grant.



PROCEDURES FOR REGISTERING RETURN WITH MOMD AND OBTAINING THE RETURN GRANT

10. Is the return grant considered an independent grant?

Yes, the return grant is a grant provided by MOMD to families who have returned from displacement, pending availability of funding. A returnee may also apply for other grants and compensation schemes provided by the government (such as property compensation).

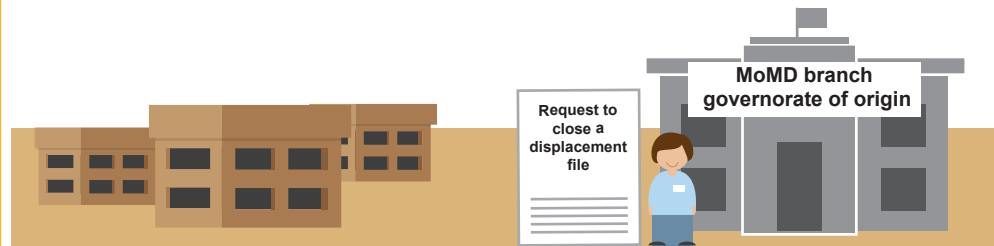


Designed and printed with support from IOM

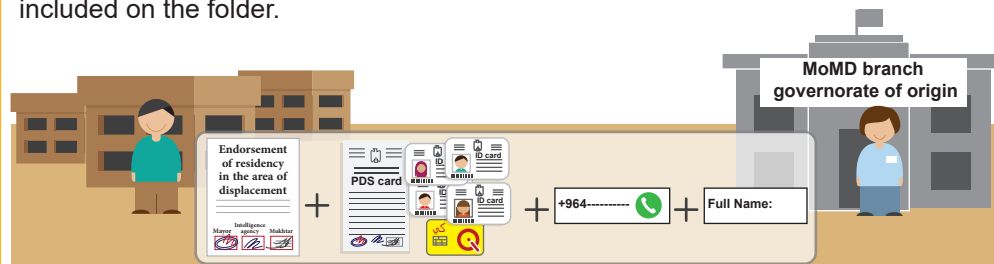
Prepared by the Ministry of Migration and Displacement and the International Organization for Migration

5. What are the procedures for registering return with MOMD?

5.1) Once the request to close a displacement file is submitted at the area of displacement, the MOMD branch receiving the request will forward the request to the relevant MoMD branch in the governorate of origin, confirming the deactivation of the household's displacement code.



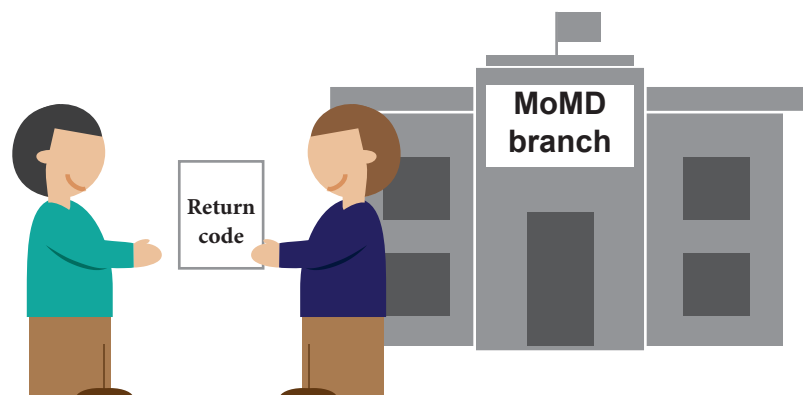
5.2) Upon return, the head of household must take the letter received from the MOMD branch in the area of displacement (mentioned in 4.2 above) directly to the MoMD branch in the governorate of origin and submit the letter along with the documents mentioned in section 4.2. These documents must be placed in a single folder or file, with an active phone number and full name of the head of household included on the folder.



5.3) The head of household will receive an SMS message or phone call from the MOMD branch in the governorate of origin to inform them about the next step.



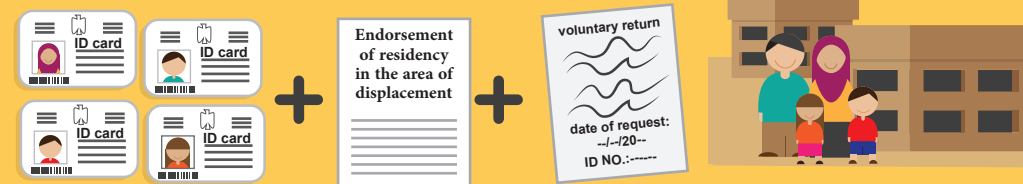
5.4) The head of household will collect a newly issued return code from the MOMD branch and wait to be informed of the availability of the return grant.




4. What documents are needed to close a displacement file and open a return file?

4.1)

- For out of camp IDPs: Along with the hand-written request, out of camp IDPs should also submit a copy of the endorsement of residency in the area of displacement and copies of each family members' IDs.




- For in-camp IDPs: No additional documents are needed with the hand-written request. It is sufficient to simply inform the camp management or in some cases, the MoMD staff present in the camp, that the household intends to return. MOMD staff may be present in almost every camp and can help ease the return procedures by collecting information of households wishing to return..



4.2) After submitting the above documents, the IDP will be issued a letter by the MOMD branch in the area of displacement after a few days, after which the IDP will be contacted by MOMD to collect the letter. After completing the formal return process with the relevant authorities and returning to their areas, IDPs will need to prepare the following documents to submit to the MOMD branch in the area of origin as part of the process for registering their return:

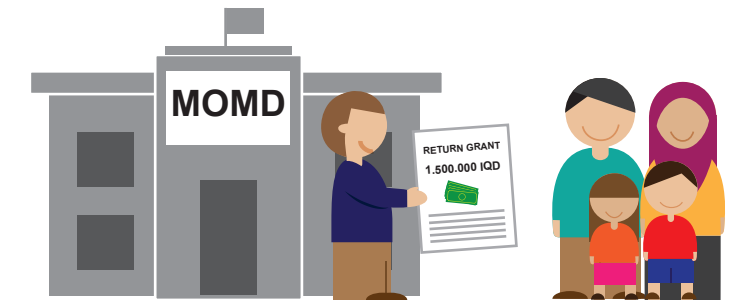
- Residency endorsement in the area of origin prepared by the local mukhtar, mayor's office, police station or any relevant entity that belongs to the local authority
- One copy of the head of household's ID, nationality certificate (or the national ID), residency card and PDS card (if available)
- One copy of the national ID of each family member
- One copy of Qi-card (if available)



Note: The registration of return with MOMD depends on authentication of return from the relevant local authority actors and the supporting documents issued by them.

1. What is the return grant?

The Government of Iraq offers every IDP household who has returned to their area of origin a grant of 1,500,000 Iraqi dinars (IQD), pending allocation of funding from the Ministry of Finance. The grant is disbursed by the Ministry of Migration and Displacement (MOMD) in the area of return.



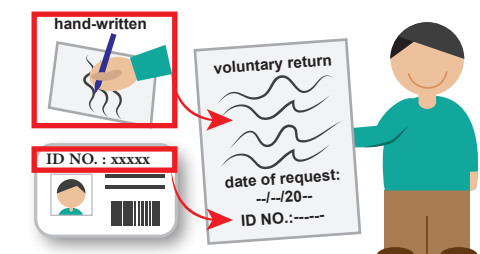
2. Who is eligible for the return grant?

Any household displaced in June 2014 and afterward that was displaced due to the conflict with ISIL or to military operations, and that has closed their displacement file and registered their return with MOMD is eligible to receive the return grant.



3. How do I begin the registration process to be eligible for the return grant?

To be eligible to receive a return grant, the IDP household must first close its displacement file. To start the process, an IDP household intending to return must submit a request to an MoMD branch office in the area of displacement. Both in-camp and out of camp IDPs must submit this request, which is meant to ensure that the household is planning for a voluntary return and that they are not being forced to return against their will. The request is hand-written, without a specific form or template to fill, and should include the name of the head of household, Iraqi ID number and date of request.



Note: The household must initially be registered as a displaced household, therefore a document proving displacement will be required.

